

Tips for preventing the arrival of invasive alien species

What can I do?




At home and in the garden

Do not disturb the soil unnecessarily

Disturbing the soil encourages the spread of invasive species that colonise degraded areas.

Manage plant waste properly


Do not leave prunings or garden waste in the wild, as they can spread invasive species.



Find out more before planting or keeping species

Choose native species and avoid introducing exotic plants or animals that could spread uncontrollably.

With pets



Do not abandon animals

Releasing pets into the wild can turn them into invasive species that damage ecosystems.

Do not release exotic pets

If you cannot look after them, take them to specialist centres rather than releasing them into rivers, parks or the countryside.


In water-based activities and fishing

Do not throw fish or other species into the water

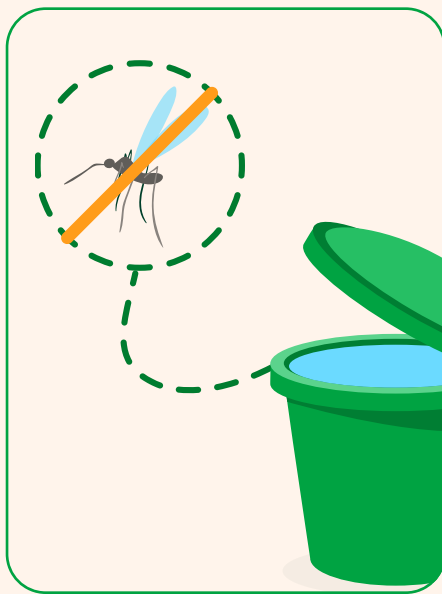
Introducing organisms into rivers or lakes disrupts the natural balance and displaces native species.

Clean and dry your equipment

Disinfect boots, nets or boats to prevent the transport of larvae or seeds between ecosystems.



When travelling and for tourism



Beware of mosquitoes and vectors

Use protection and avoid letting water collect, as some invasive species spread through small pools.

Avoid transporting species without control

Do not take plants, seeds or animals from one place to another, as they can become invasive.

Responsible consumption and habits

Choose local products

Consuming native species reduces the accidental introduction of organisms from other ecosystems.

Take action if you spot an invasive species

Inform the environmental authorities to facilitate a rapid response and prevent its spread.

Do not purchase non-native species

Avoid buying exotic animals or plants without guarantees, as trading in them encourages future invasions.

