

# Registration in SAP Business Network

December 2025



1. Introduction

2. Glossary of terms

3. Case-by-case registration:

1. I have an account with SAP Business Network, but I have no relationship with the Iberdrola Group
2. I do not have an account in SAP Business Network

4. Check account balance

# 1. Introduction

## INTRODUCTION

This manual is designed to guide you through the process of registering and connecting with the Iberdrola Group through SAP Business Network. Here you will find the necessary instructions to ensure a smooth and seamless integration, whether you already have an account on SAP Business Network or are starting from scratch.

Cases covered in this manual:

1. [I have an account with SAP Business Network, but I have no relationship with the Iberdrola Group](#)
2. [I do not have an account on SAP Business Network.](#)

If you are already a supplier of the Iberdrola Group in SAP Business Network (having participated in bidding processes through what we at the Iberdrola Group called IBuy), you will need to update your information and/or fill out new forms.

This is because, as part of the transition process to the new Supplier portal, the Iberdrola Group has centralised the required information in updated forms. You will receive an email with instructions on how to make this update.

If you encounter any issues with your account during the registration process, you can contact the SAP Help Desk by clicking [here](#).

# 2. Glossary

## GLOSSARY

- SAP Business Network (BN): This is the SAP Ariba platform that allows us to establish business relationships with the Iberdrola Group.
- ANID (Ariba Network ID): This is the unique identification code that represents your company in the global SAP Business Network.
- IBuy: Former name by which the section "Ariba Proposals and Questionnaires" was known. From here, the requests for proposals received from the Iberdrola Group will continue to be managed in "Events", additionally, it is where the questionnaires will be to keep the organization's information up to date.
- Administrator: The person responsible for managing the supplier's account on the Ariba Network.
- Shipping location: Countries within the scope of operation.
- Organization: Company.

## GLOSSARY (cont.)

- Registered supplier: Company that already has an active business relationship with the Iberdrola Group through SAP Business Network.
- Link account: Process by which a company with an account on SAP Business Network applies to become an Iberdrola Group supplier.
- Registration questionnaire: Digital document that must be completed to start the supplier registration process.
- Registration status: Status of the registration process (pending, approved, rejected).
- SAP support: SAP Business Network support team for technical issues or questions about the platform.

# 3. Case-by-case registration



Case 1: I have an account  
with SAP Business  
Network, but I have no  
relationship with the  
Iberdrola Group

## Step 1: Receive the invitation

You will receive an email from SAP Business Network on behalf of the Iberdrola Group. In this email, the recipient of this letter is invited to be a supplier of the Iberdrola Group in SAP Business Network. Read the email carefully and click [Click here](#) to continue the process.

**IBERDROLA GROUP**

---

Dear TEST USA OAV 0711,

Iberdrola Group uses **SAP Business Network** as its single platform for supplier engagement. This platform manages all collaboration processes, including tenders, information exchange, order inquiries, invoices, payments, and supplier data updates. This platform enables more agile, transparent, and secure operations, streamlining the comprehensive management of our supplier relationships.

→ Before you begin: Are you the correct contact person?

If you are the appropriate person to manage your company's registration, please proceed with this email.

If not, please send an email to:

- [cas\\_admon@iberdrola.es](mailto:cas_admon@iberdrola.es) for Iberdrola, Iberdrola México and Iberdrola Energía Internacional
- [Supplieraccounts@scottishpower.com](mailto:Supplieraccounts@scottishpower.com) for Scottish Power
- [SupplierAssistance@avangrid.com](mailto:SupplierAssistance@avangrid.com) for Avangrid

With the subject "Change of Contact Person – SAP Business Network".

In the body of the email, include:

- Company name
- Tax Identification Number (TIN)
- Full name and email address of the correct contact person

With this information, we will update the records and send a new invitation to the appropriate person.

→ What do you need to know?

- Registering your company in SAP Business Network is **free of charge**.
- SAP Business Network serves Iberdrola Group as well as other clients.
- If your company is already registered for other clients, **there is no need to create a new account**. Simply **log in** from this email using your existing account, and it will automatically be linked to Iberdrola.

→ Registration in SAP Business Network – What do you need to do?

- In order to operate with Iberdrola on SAP Business Network, your company must be registered on the platform.
- If you **already have an account**, you can continue using it.
- If you **do not have an account**, you will need to create one.

<< To register on SAP Business Network or log in with your existing account: [Click Here](#) >>

During registration, you will need to create a username and password to access SAP Business Network. If you encounter any issues during this process, [click here](#) to access the SAP Help Desk.

Once your account has been created or associated, you must **complete the process** by filling out a registration questionnaire with all the necessary information to collaborate with you as a supplier.

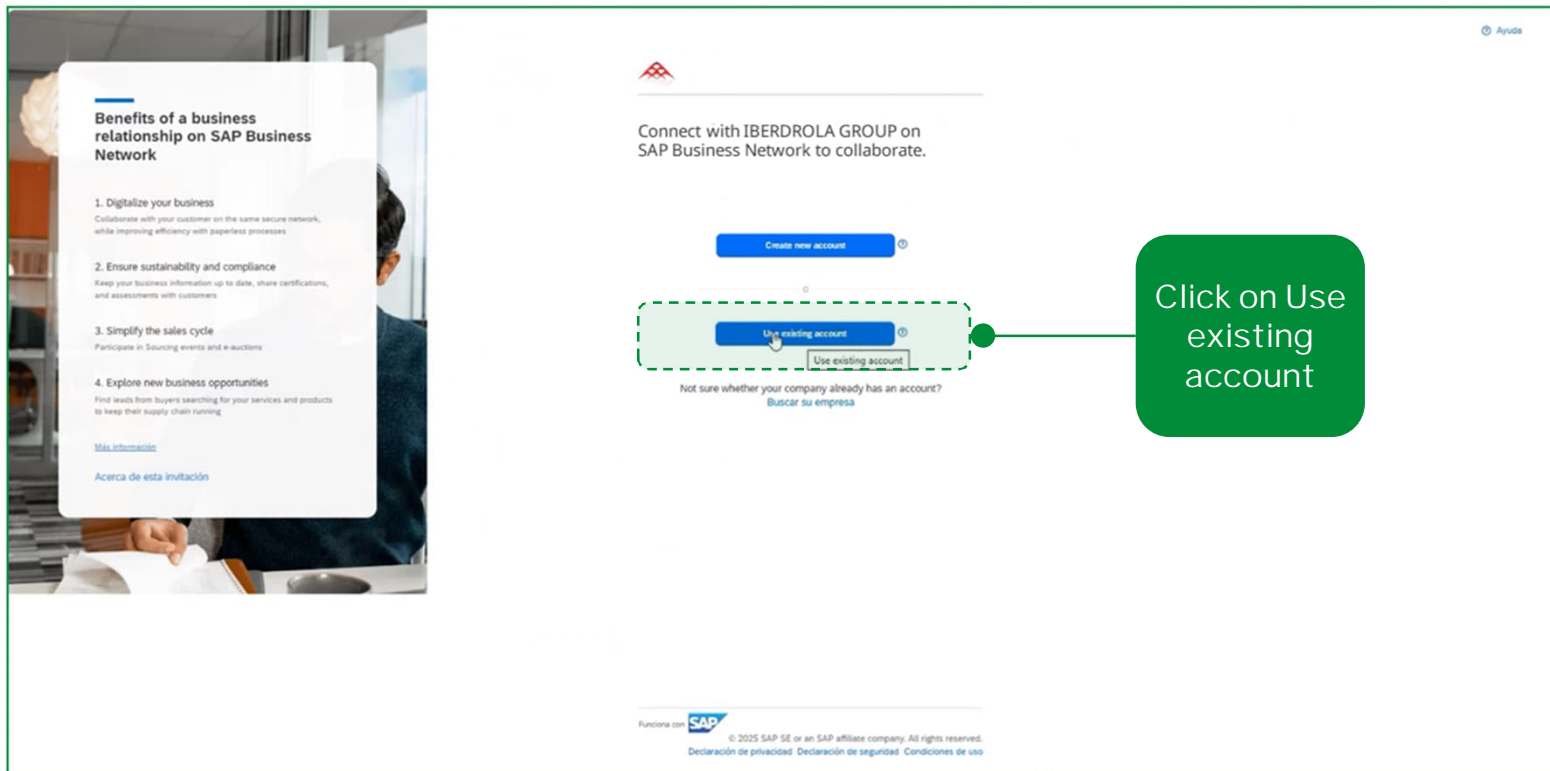
After submitting it, you will receive a confirmation email indicating that your request is under review and evaluation.

You will then be informed whether your registration has been **accepted or rejected**, along with the next steps in each case.

Access SAP  
Business  
Network via this  
link

## Step 2: Register with SAP Business Network

When you click on the email from the previous step, you will be taken to this screen.



**Benefits of a business relationship on SAP Business Network**

- 1. Digitalize your business**  
Collaborate with your customer on the same secure network, while improving efficiency with paperless processes
- 2. Ensure sustainability and compliance**  
Keep your business information up to date, share certifications, and assessments with customers
- 3. Simplify the sales cycle**  
Participate in Sourcing events and e-auctions
- 4. Explore new business opportunities**  
Find leads from buyers searching for your services and products to keep their supply chain running

[Más información](#)  
[Acerca de esta invitación](#)


Connect with IBERDROLA GROUP on SAP Business Network to collaborate.

Create new account

Use existing account

Not sure whether your company already has an account?  
Buscar su empresa

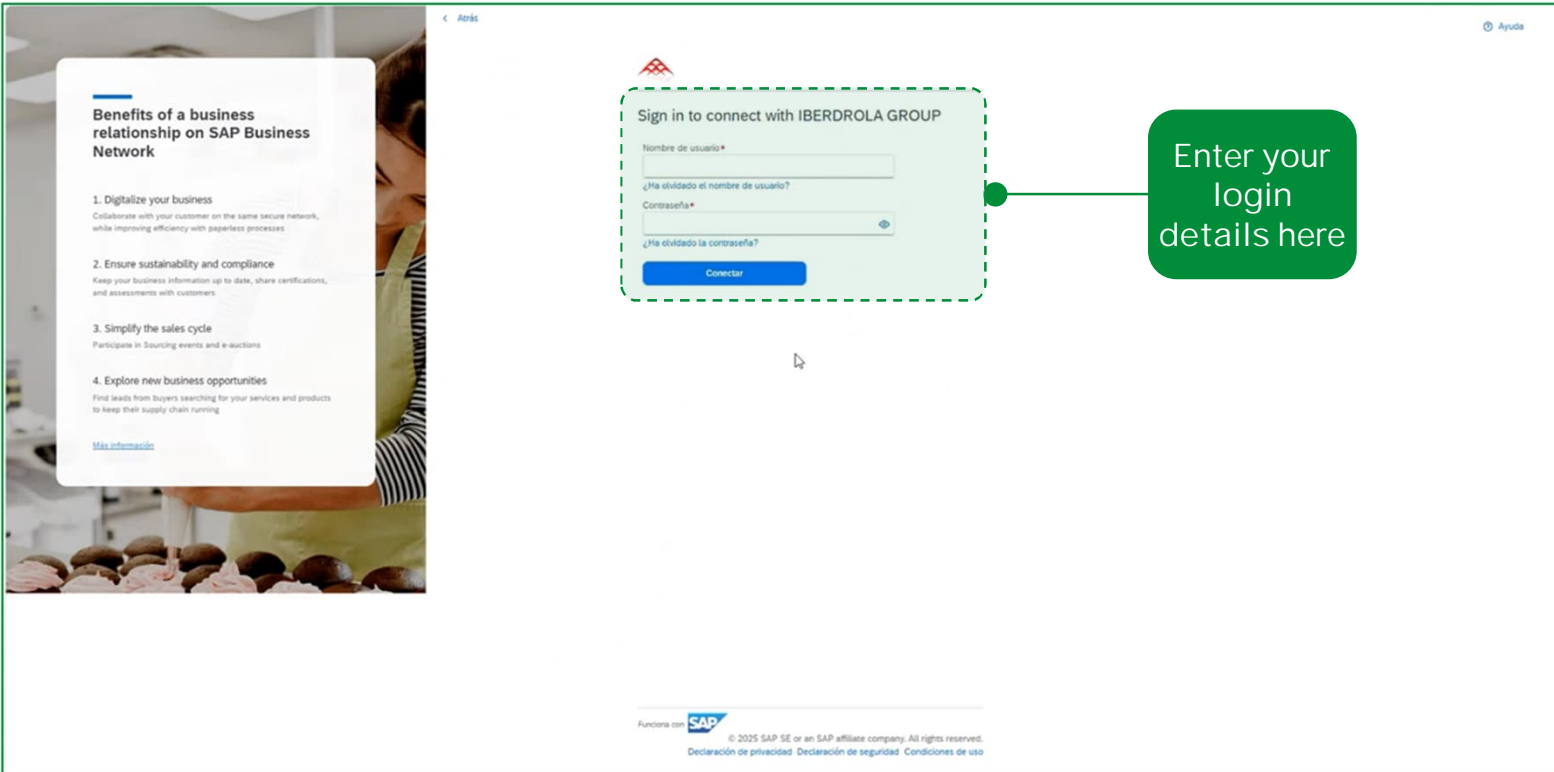
Click on Use existing account

Funciona con 

© 2025 SAP SE or an SAP affiliate company. All rights reserved.  
Declaración de privacidad Declaración de seguridad Condiciones de uso

## Step 2: Register with SAP Business Network (cont.)

Enter your username and password and click Connect.



**Benefits of a business relationship on SAP Business Network**

- 1. Digitalize your business**  
Collaborate with your customer on the same secure network, while improving efficiency with paperless processes
- 2. Ensure sustainability and compliance**  
Keep your business information up to date, share certifications, and assessments with customers
- 3. Simplify the sales cycle**  
Participate in Sourcing events and e-auctions
- 4. Explore new business opportunities**  
Find leads from buyers searching for your services and products to keep their supply chain running

[Más información](#)

**Sign in to connect with IBERDROLA GROUP**

Nombre de usuario \*


¿Ha olvidado el nombre de usuario?

Contraseña \*

¿Ha olvidado la contraseña?

**Conectar**

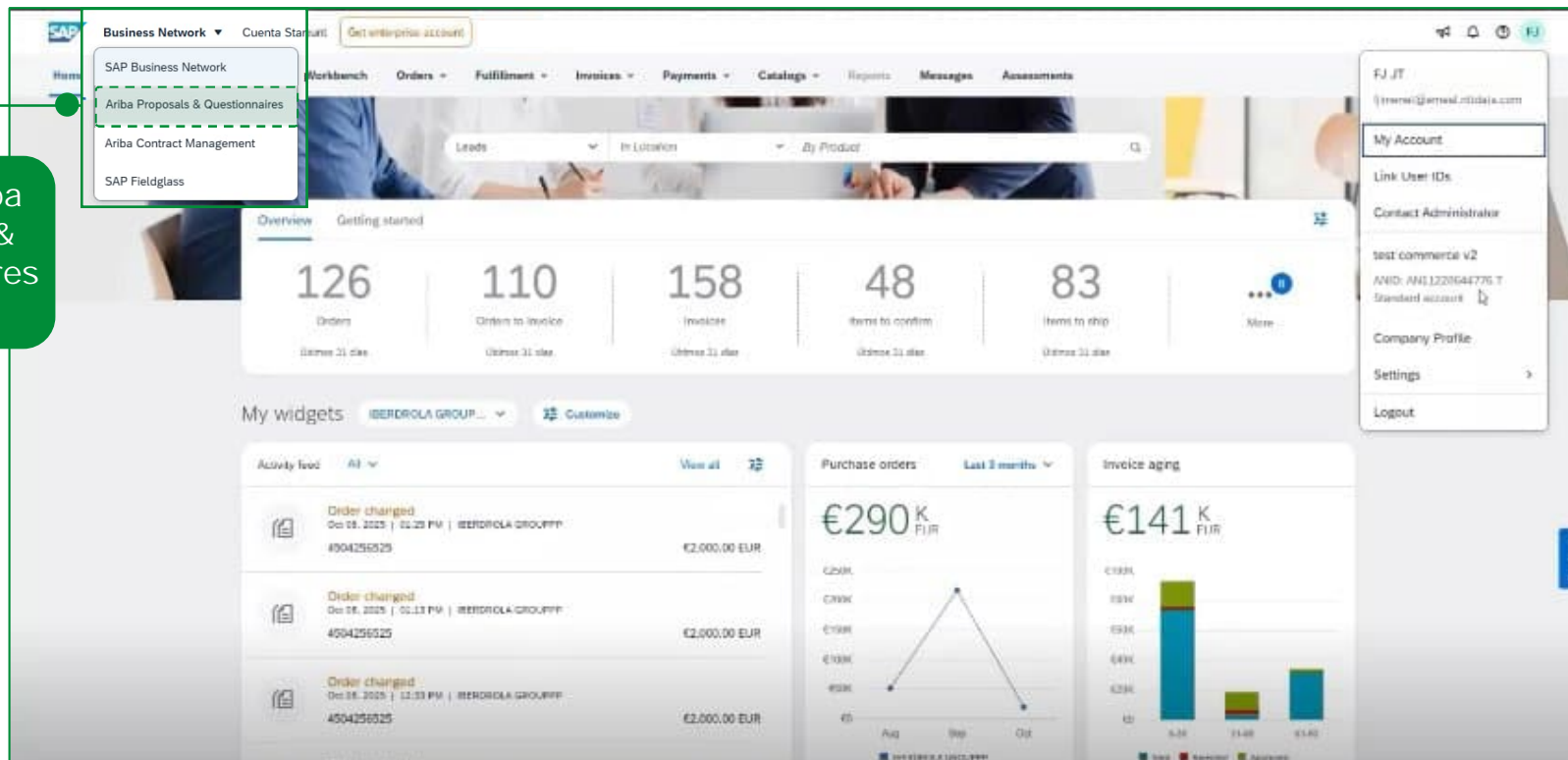
**Enter your login details here**

Funkia.com  © 2025 SAP SE or an SAP affiliate company. All rights reserved.  
Declaración de privacidad Declaración de seguridad Condiciones de uso

### Step 3: Complete the registration form

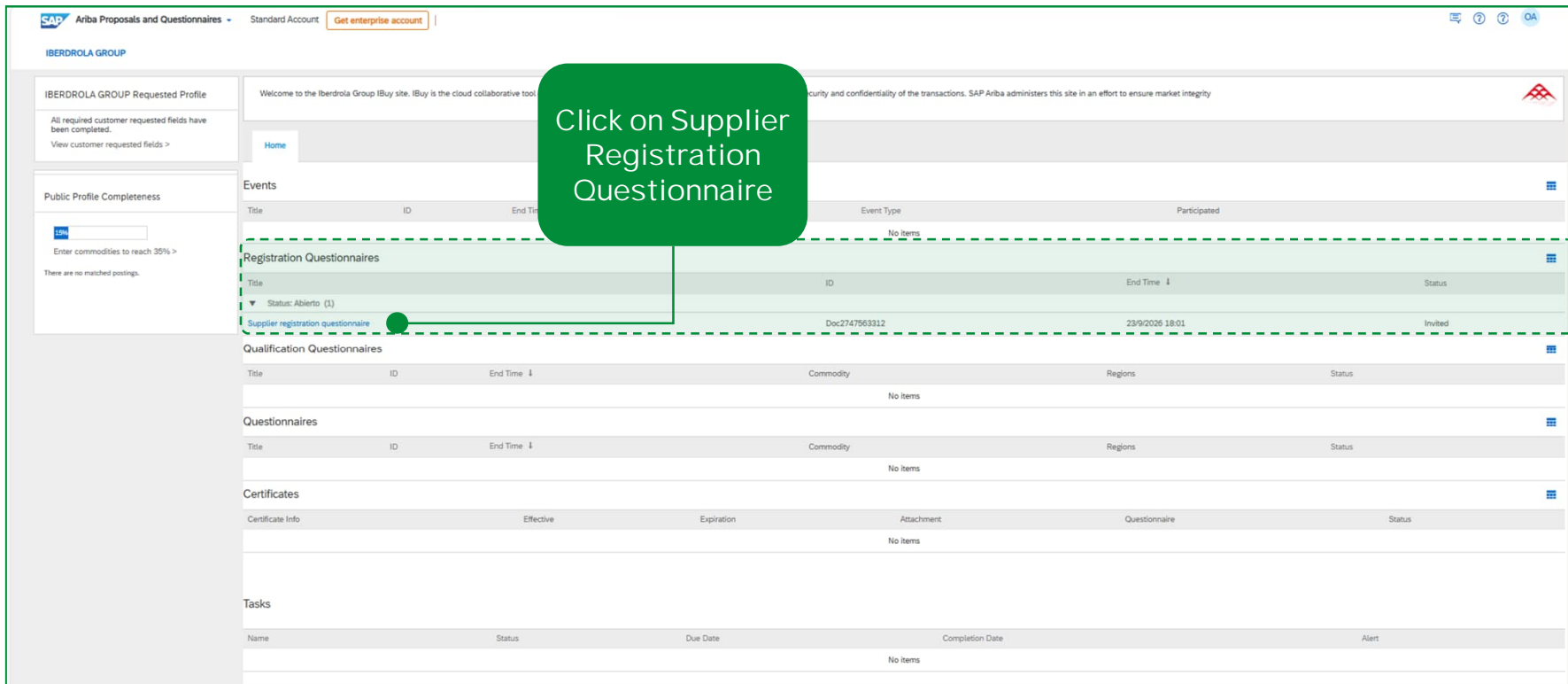
You will access the SAP Business Network main dashboard. In the top left menu, you will find a drop-down menu with the different tabs within the platform.

Select "Ariba  
Proposals &  
Questionnaires"



### Step 3: Complete the registration form (cont.)

In Ariba Proposals & Questionnaires, you must complete the registration process by filling out the Supplier Registration Questionnaire.



The screenshot shows the SAP Ariba Proposals and Questionnaires interface. A green callout box with the text "Click on Supplier Registration Questionnaire" points to the "Supplier registration questionnaire" link in the "Registration Questionnaires" table.

**Registration Questionnaires Table:**

Title	ID	End Time	Status
▼ Status: Abierto (1)			
Supplier registration questionnaire	Doc2747563312	23/9/2026 18:01	Invited

**Qualification Questionnaires Table:**

Title	ID	End Time	Commodity	Regions	Status
No items					

**Questionnaires Table:**

Title	ID	End Time	Commodity	Regions	Status
No items					

**Certificates Table:**

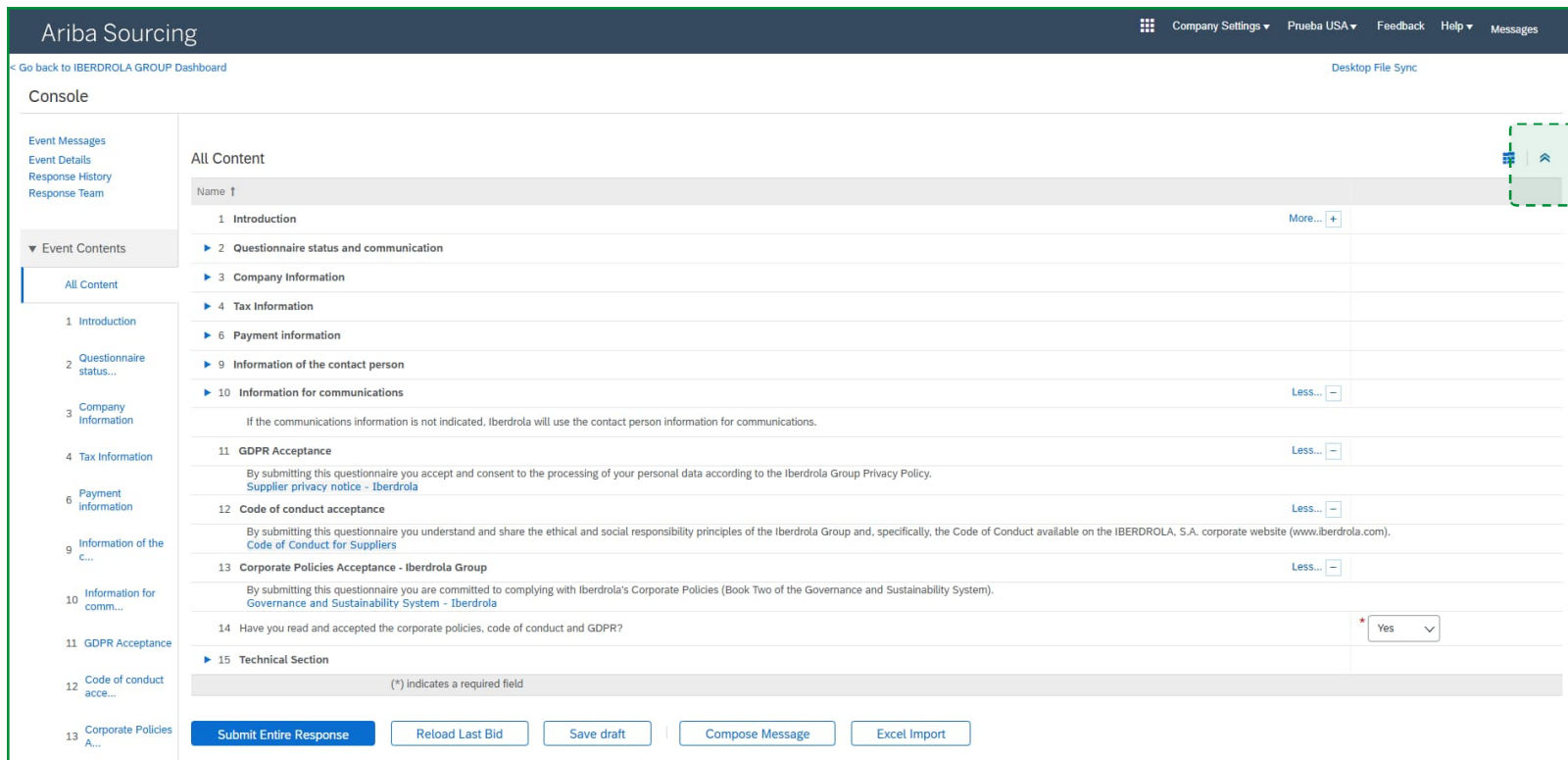
Certificate Info	Effective	Expiration	Attachment	Questionnaire	Status
No items					

**Tasks Table:**

Name	Status	Due Date	Completion Date	Alert
No items				

### Step 3: Complete the registration form (cont.)

The Supplier Registration Questionnaire includes several questions, some with sub-questions. Pay special attention to the fields marked with an asterisk (\*), as these are mandatory and if any field is left blank, you will not be able to submit the form.



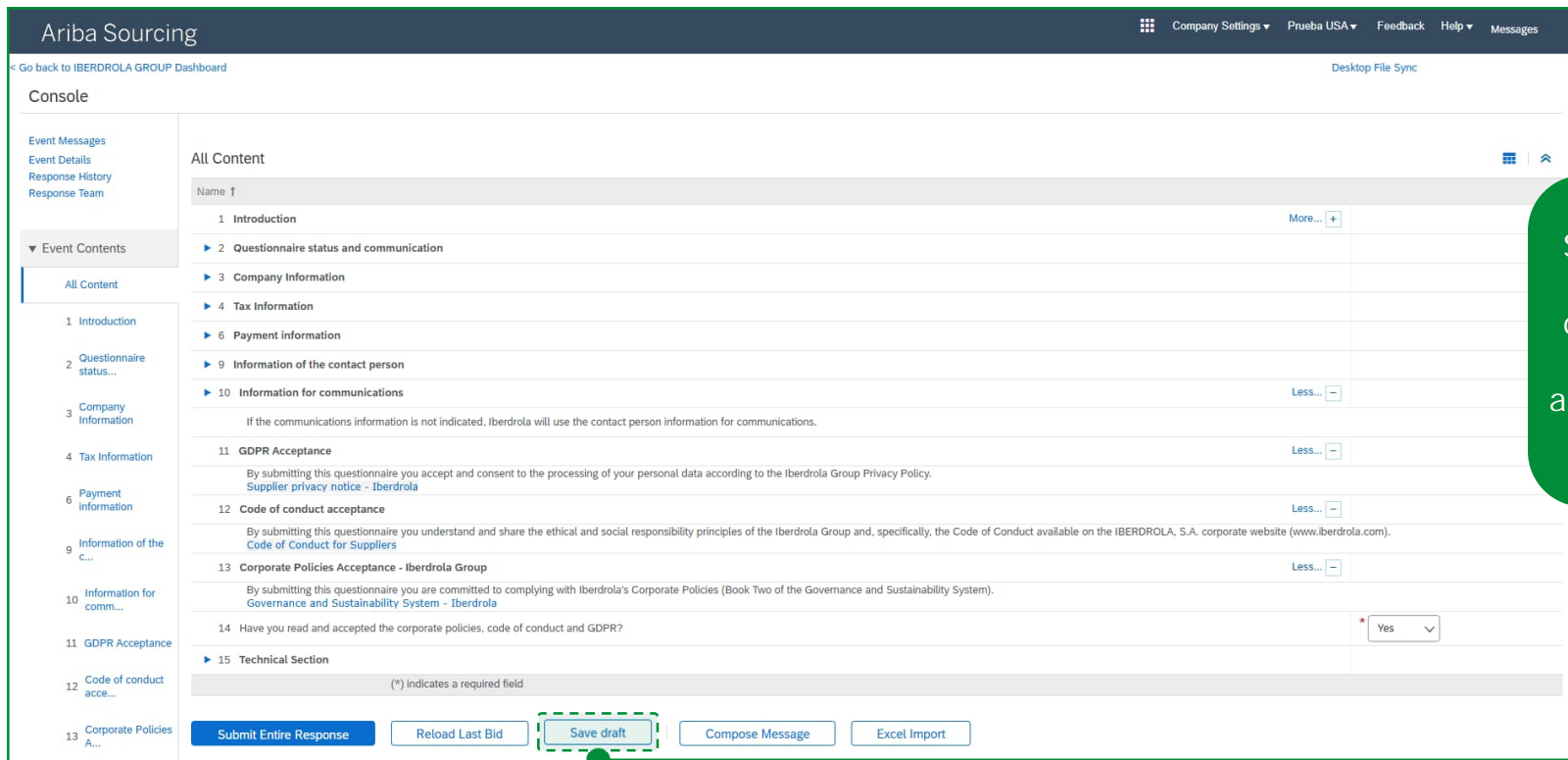
Expand the questionnaire window by clicking on the arrow



For more details on how to fill out the questionnaire, check out the *Registration Questionnaire Manual*

### Step 3: Complete the registration form (cont.)

Fill in all the necessary information. At the end, you must accept the Privacy Policy, the Code of Conduct, and the Iberdrola Group's corporate policies.



The screenshot shows the Ariba Sourcing registration form. The form is titled "Ariba Sourcing" and has a navigation bar with links to "Company Settings", "Prueba USA", "Feedback", "Help", and "Messages". The main content area is titled "Console" and shows a list of sections to be completed. The sections are: 1 Introduction, 2 Questionnaire status and communication, 3 Company Information, 4 Tax Information, 6 Payment information, 9 Information of the contact person, 10 Information for communications, 11 GDPR Acceptance, 12 Code of conduct acceptance, 13 Corporate Policies Acceptance - Iberdrola Group, and 15 Technical Section. The "Save draft" button is highlighted with a dashed green box.

Select Save draft if you prefer to finish the questionnaire later. This will save your progress and allow you to continue at another time

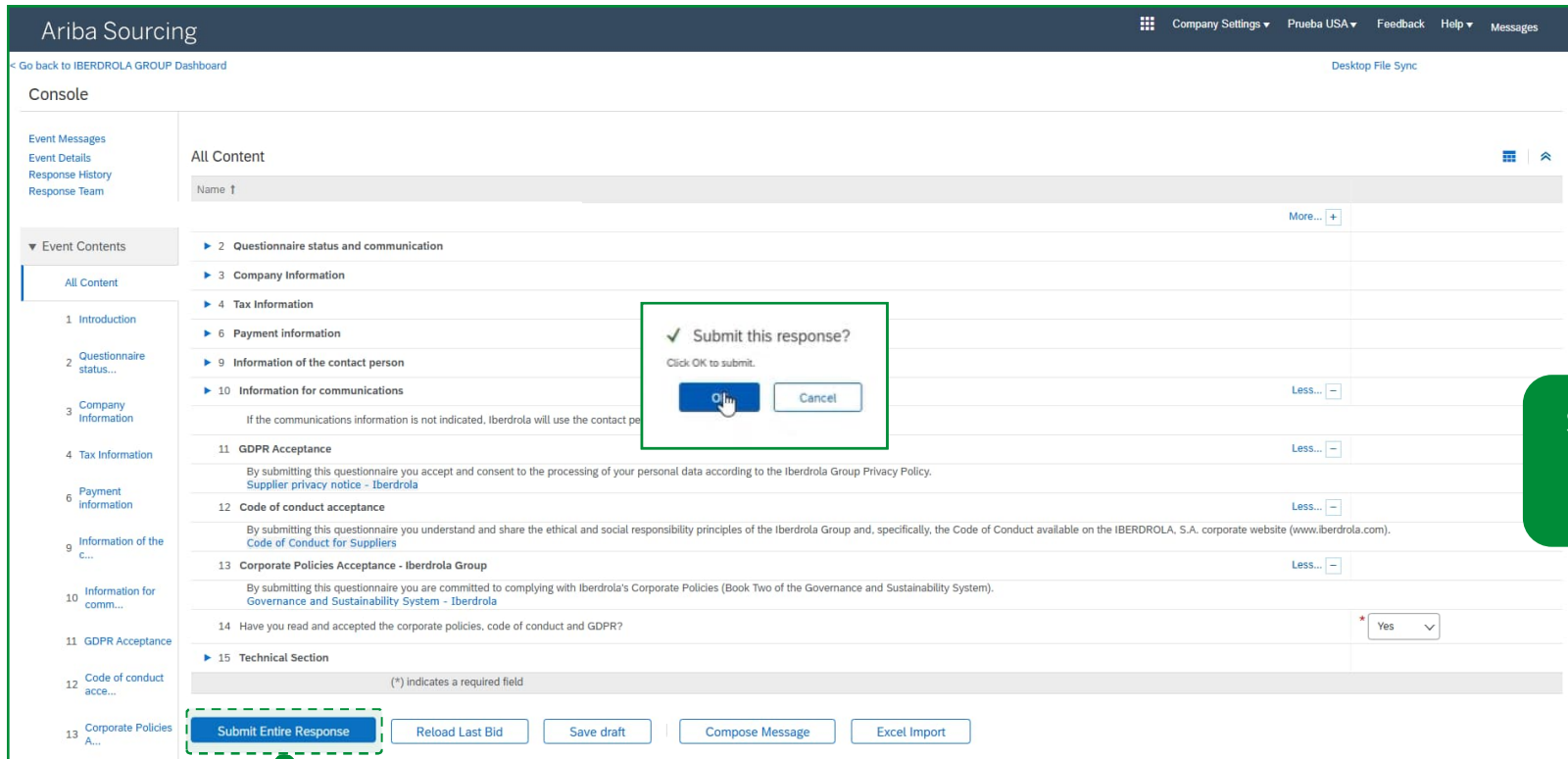


For more details on how to fill out the questionnaire, check out the *Registration Questionnaire Manual*



### Step 3: Complete the registration form (cont.)

Once you have all the information, submit the form. A message will appear on the screen confirming that it has been sent.

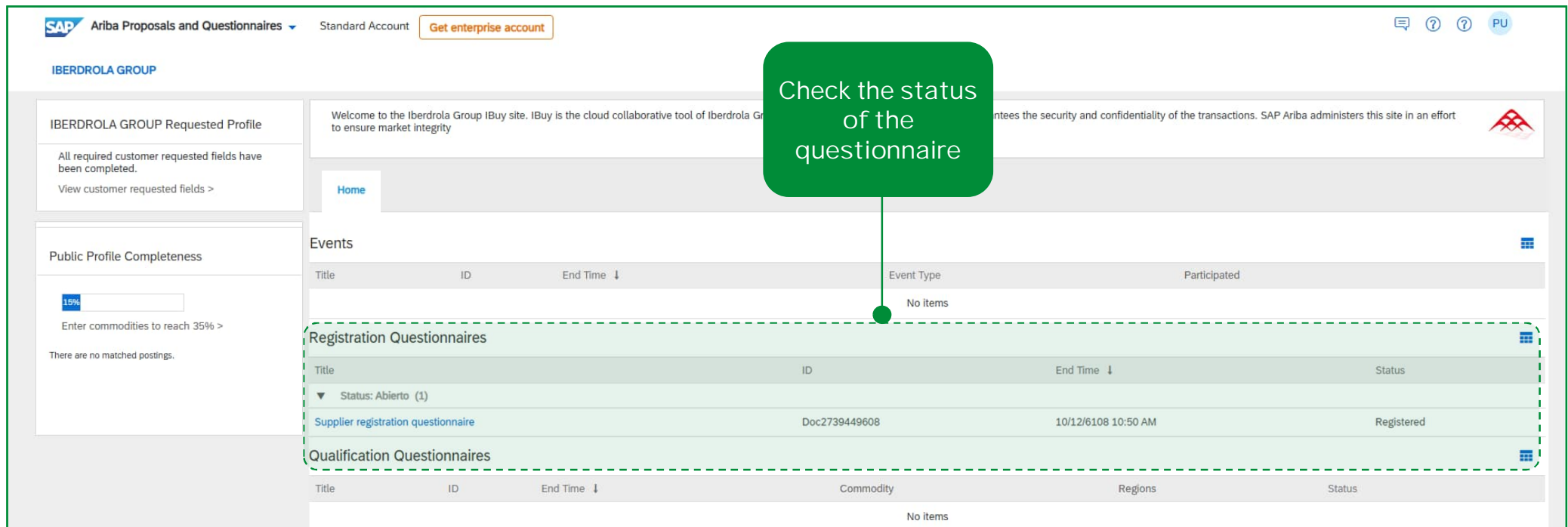


The screenshot shows the 'Ariba Sourcing' interface. On the left, a sidebar lists 'Event Contents' with sections 1 through 13. The main area displays 'All Content' with a list of sections 2 through 15. A green box highlights the 'Submit Entire Response' button at the bottom left. Another green box highlights a modal dialog titled 'Submit this response?' with 'OK' and 'Cancel' buttons. A third green box highlights a dropdown menu for question 14, which is set to 'Yes'.

Select Send complete response to send the questionnaire

## Step 4: Check the registration form status

Once you have submitted the Supplier Registration Questionnaire, you will receive an email confirming that it is pending review. The status in SAP Business Network will change to Registered.



The screenshot shows the SAP Ariba Proposals and Questionnaires interface. A green callout box points to the 'Registration Questionnaires' table, which contains one entry with the status 'Registered'.

**Check the status of the questionnaire**

Title	ID	End Time ↓	Status
Supplier registration questionnaire	Doc2739449608	10/12/6108 10:50 AM	Registered

## Step 4: Check the registration form status (cont.)

Once the questionnaire has been reviewed, you will receive another email informing you whether your registration has been approved or rejected.

- If it has been approved, you will now be able to do business with the Iberdrola Group on SAP Business Network.
- If it has been rejected, you will need to review the reason and correct it by logging into SAP Business Network. .

### Registration rejected

**De:** no\_reply\_proveedores@iberdrola.com <no\_reply\_proveedores@iberdrola.com>  
**Enviado el:** jueves, 16 de octubre de 2025 12:33  
**Para:**  
**Asunto:** Supplier registration request with Iberdrola rejected

Hello, OAV PJ 0910:

Your registration as a supplier has been rejected.  
Reason for rejection: *Error: Doc. E. NIF.pdf: El dato extraído 'cod\_postal' no coincide con el dato introducido..*

Please log back into your profile in SAP Business Network and correct the information indicated in the rejection reason.

Click here to access [SAP Business Network](#).

Best regard,

Iberdrola Group

### Registration approved

**De:** no\_reply\_proveedores@iberdrola.com <no\_reply\_proveedores@iberdrola.com>  
**Enviado el:** lunes, 27 de octubre de 2025 13:46  
**Para:**  
**Asunto:** Supplier registration request with Iberdrola accepted

Hello, Light Ariba Brasil v2:

Congratulations! Your registration as a supplier has been approved.

You can now access your profile in SAP Business Network. If you ever need to update your information, the registration questionnaire will remain available for you to modify as needed.

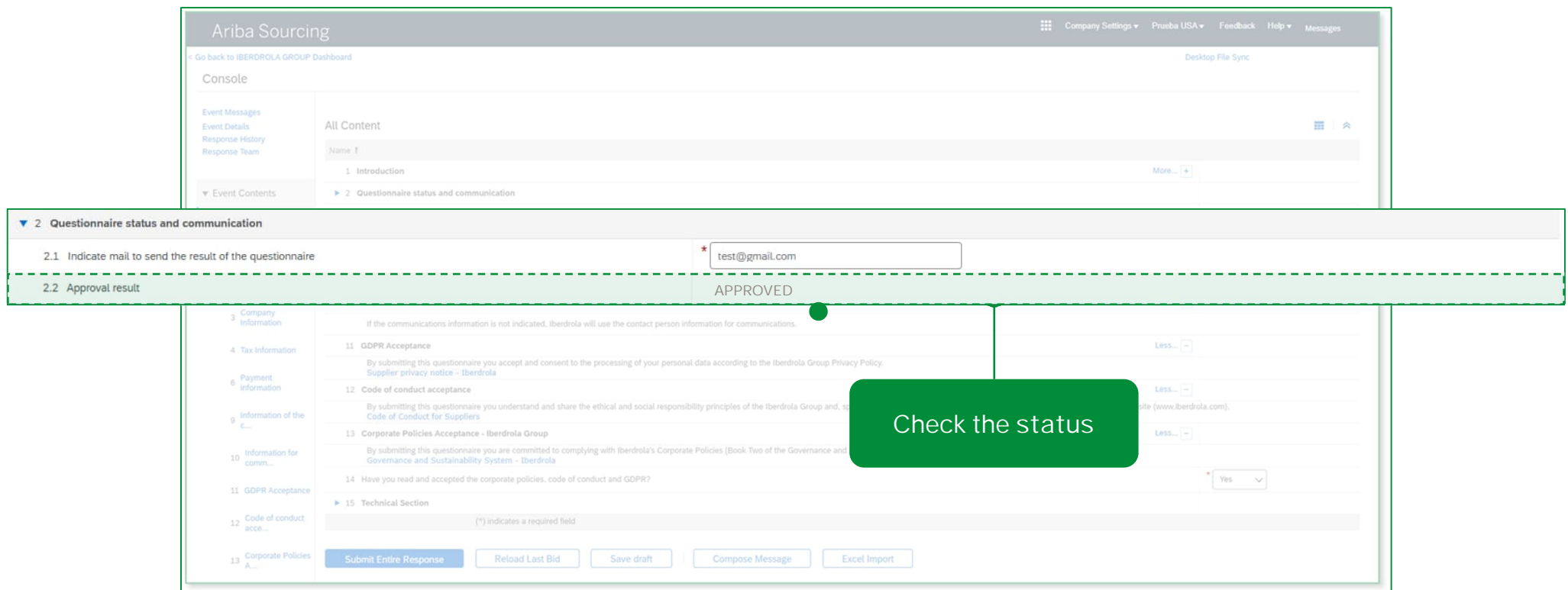
Click here to access [SAP Business Network](#).

Best regards,

Iberdrola Group

## Step 4: Check the registration form status (cont.)

The status of the Supplier Registration Questionnaire will also change in your account. You can review it from the same tab.



**Ariba Sourcing**

Company Settings | Prueba USA | Feedback | Help | Messages

< Go back to IBERDROLA GROUP Dashboard

Desktop File Sync

**Console**

Event Messages  
Event Details  
Response History  
Response Team

**All Content**

Name 1

1. Introduction

More...

2. Questionnaire status and communication

**2 Questionnaire status and communication**

2.1 Indicate mail to send the result of the questionnaire

test@gmail.com

2.2 Approval result

APPROVED

3 Company Information

4 Tax Information

6 Payment Information

9 Information of the C...

10 Information for comm...

11 GDPR Acceptance

12 Code of conduct acce...

13 Corporate Policies A...

14 Have you read and accepted the corporate policies, code of conduct and GDPR?

15 Technical Section

(\*) indicates a required field

Submit Entire Response | Reload Last Bid | Save draft | Compose Message | Excel Import

Check the status

## Step 4: Check the registration form status (cont.)

Depending on your relationship with the Iberdrola Group, you may need to complete additional questionnaires. These will be sent by Iberdrola Group, and you can review them on this same screen.

**IBERDROLA GROUP**

Welcome to the Iberdrola Group IBuy site. IBuy is the cloud collaborative tool of Iberdrola Group for sourcing processes that at all times guarantees the security and confidentiality of the transactions. SAP Ariba administers this site in an effort to ensure market integrity.

[Home](#)

**Events**

Title	ID	End Time ↓	Event Type	Participated
No items				

**Registration Questionnaires**

Title	ID	End Time ↓	Status
▼ Status: Abierto (1)			
Supplier registration questionnaire	Doc2739311337	10/12/2025 11:06 AM	Registered

**Qualification Questionnaires**

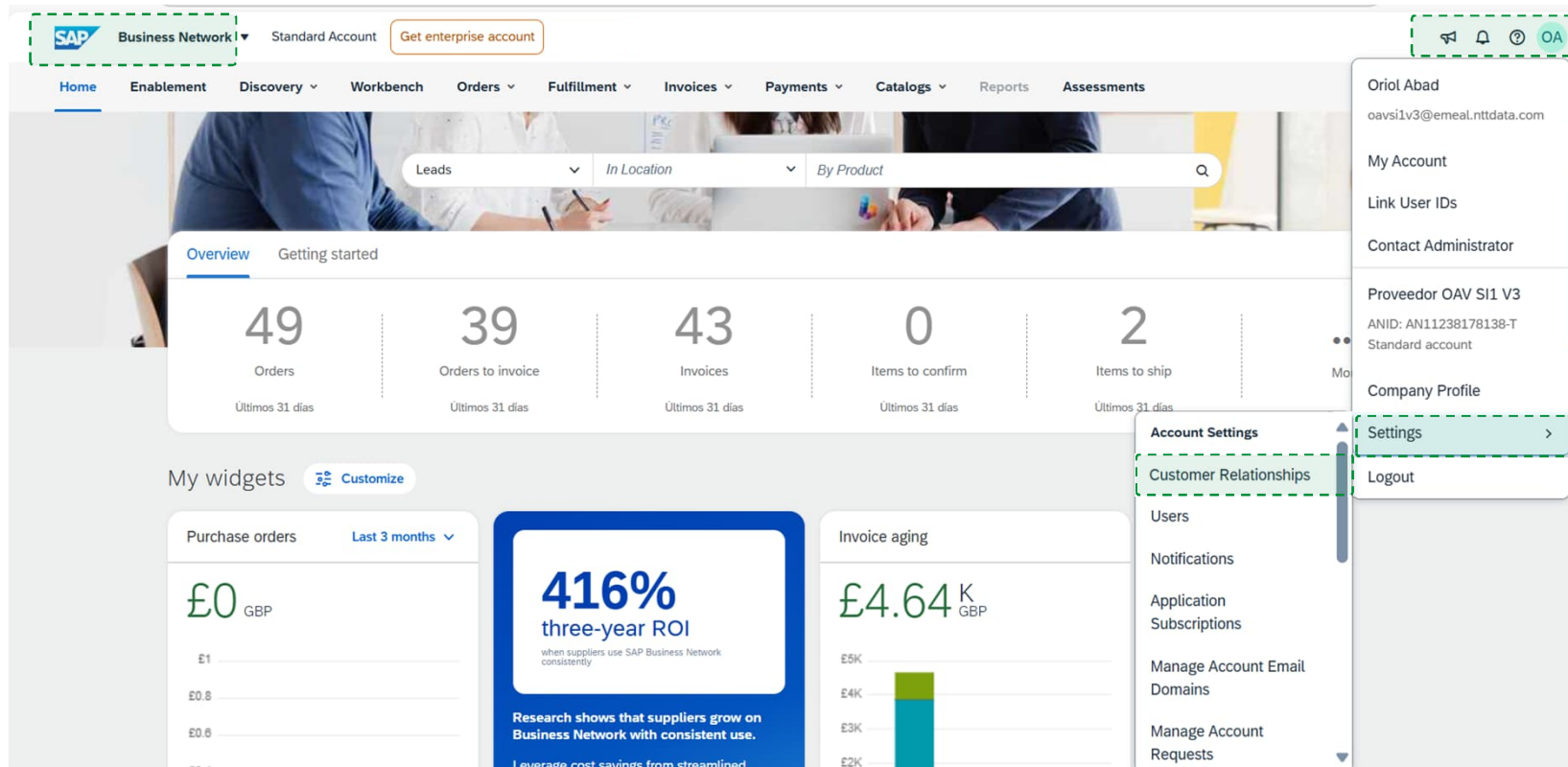
Title	ID	End Time ↓	Commodity	Regions	Status
No items					

**Questionnaires**

Title	ID	End Time ↓	Commodity	Regions	Status
▼ Status: Abierto (4)					
Complete Form - Individual	Doc2805179036	12/13/2025 9:03 AM	(no value)	(no value)	Not Responded
Complete Form - Company	Doc2805179020	11/28/2025 9:03 AM	(no value)	(no value)	Not Responded
Certificados de Hacienda por Sociedad	Doc2805179068	11/13/2025 9:03 AM	(no value)	(no value)	Not Responded
Certificado Residencia por pais	Doc2805179052	11/13/2025 9:03 AM	(no value)	(no value)	Not Responded

## Step 5: Verify business relationship

Once your registration has been approved, you must verify that the **business relationship** with the Iberdrola Group has been correctly accepted. Your company can operate with the Iberdrola Group through SAP Business Network only when the relationship is active.

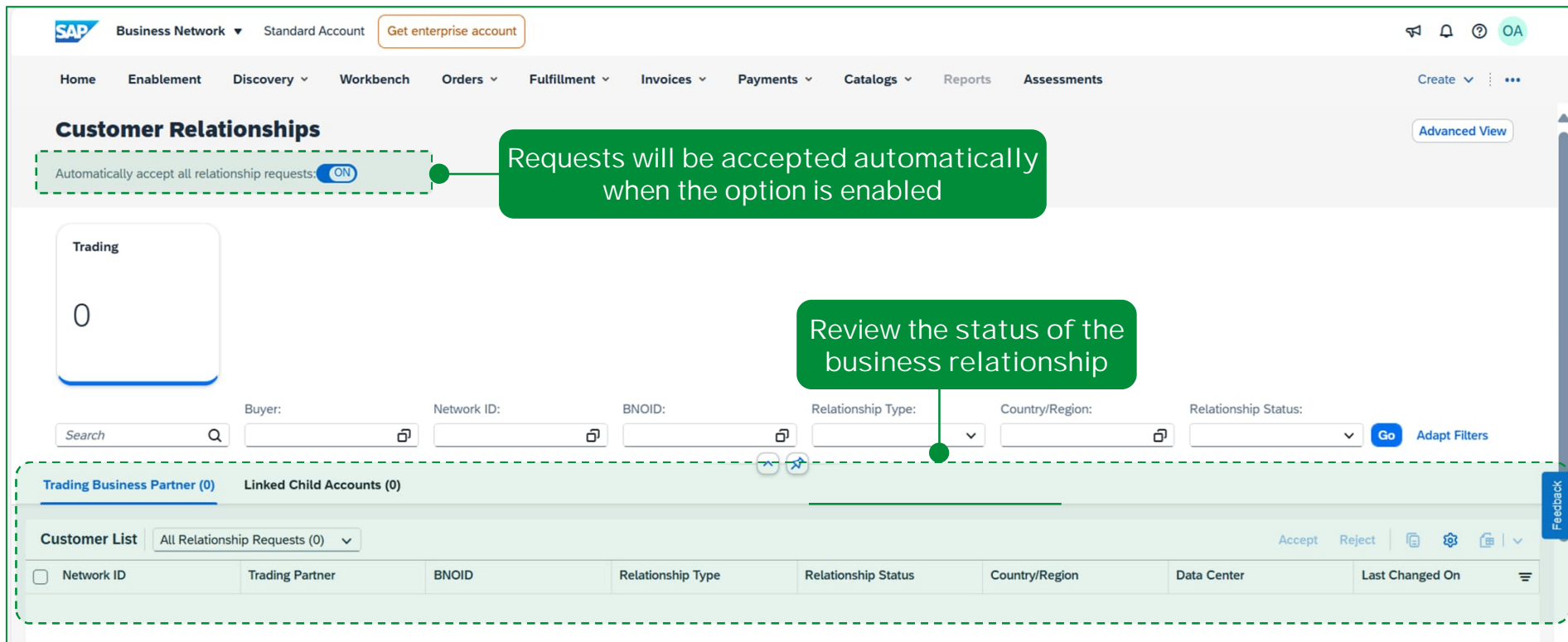


From the initials of the primary contact, click on Settings and then on Customer relationships



## Step 5: Verify business relationship (cont.)

Here you can check the status of the business relationship. If the Automatically accept all relationship requests button is enabled (ON), the request has been automatically approved, and the Iberdrola Group appears in the Customer List.



**Customer Relationships**

Automatically accept all relationship requests: **ON**

Requests will be accepted automatically when the option is enabled

Trading

0

Search

Buyer: Network ID: BNOID: Relationship Type: Country/Region: Relationship Status: Go Adapt Filters

Trading Business Partner (0) Linked Child Accounts (0)

**Customer List** All Relationship Requests (0)

Network ID	Trading Partner	BNOID	Relationship Type	Relationship Status	Country/Region	Data Center	Last Changed On
<p>Accept Reject</p>							



By default, the "Automatically accept all relationship requests" button is enabled (ON)





# Case 2: I do not have an account in SAP Business Network

## Step 1: Receive the invitation

You will receive an email from SAP Business Network on behalf of the Iberdrola Group. In this email, the recipient of this letter is invited to be a supplier of the Iberdrola Group in SAP Business Network. Read the email carefully and click [Click here](#) to continue the process.

**IBERDROLA GROUP**

---

Dear TEST USA OAV 0711,

Iberdrola Group uses **SAP Business Network** as its single platform for supplier engagement. This platform manages all collaboration processes, including tenders, information exchange, order inquiries, invoices, payments, and supplier data updates. This platform enables more agile, transparent, and secure operations, streamlining the comprehensive management of our supplier relationships.

→ Before you begin: Are you the correct contact person?

If you are the appropriate person to manage your company's registration, please proceed with this email.

If not, please send an email to:

- [cas\\_admon@iberdrola.es](mailto:cas_admon@iberdrola.es) for Iberdrola, Iberdrola México and Iberdrola Energía Internacional
- [Supplieraccounts@scottishpower.com](mailto:Supplieraccounts@scottishpower.com) for Scottish Power
- [SupplierAssistance@avangrid.com](mailto:SupplierAssistance@avangrid.com) for Avangrid

With the subject "Change of Contact Person – SAP Business Network".

In the body of the email, include:

- Company name
- Tax Identification Number (TIN)
- Full name and email address of the correct contact person

With this information, we will update the records and send a new invitation to the appropriate person.

→ What do you need to know?

- Registering your company in SAP Business Network is **free of charge**.
- SAP Business Network serves Iberdrola Group as well as other clients.
- If your company is already registered for other clients, **there is no need to create a new account**. Simply **log in from this email using your existing account**, and it will automatically be linked to Iberdrola.

→ Registration in SAP Business Network – What do you need to do?

- In order to operate with Iberdrola on SAP Business Network, your company must be registered on the platform.
- If you **already have an account**, you can continue using it.
- If you **do not have an account**, you will need to create one.

<< To register on SAP Business Network or log in with your existing account: [Click Here](#) >>

During registration, you will need to create a username and password to access SAP Business Network. If you encounter any issues during this process, [click here](#) to access the SAP Help Desk.

Once your account has been created or associated, you must **complete the process** by filling out a registration questionnaire with all the necessary information to collaborate with you as a supplier.

After submitting it, you will receive a confirmation email indicating that your request is under review and evaluation.

You will then be informed whether your registration has been **accepted or rejected**, along with the next steps in each case.

Access SAP  
Business  
Network via this  
link

## Step 2: Create an account on SAP Business Network

When you click on the email from the previous step, you will be taken to this screen.



**Benefits of a business relationship on SAP Business Network**

- 1. Digitalize your business**  
Collaborate with your customer on the same secure network, while improving efficiency with paperless processes
- 2. Ensure sustainability and compliance**  
Keep your business information up to date, share certifications, and assessments with customers
- 3. Simplify the sales cycle**  
Participate in Sourcing events and e-auctions
- 4. Explore new business opportunities**  
Find leads from buyers searching for your services and products to keep their supply chain running

[Más información](#)  
[Acerca de esta invitación](#)

**Connect with IBERDROLA GROUP on SAP Business Network to collaborate.**

**Create new account**

**Use existing account**

Not sure whether your company already has an account?  
[Buscar su empresa](#)

Funciona con 

© 2025 SAP SE or an SAP affiliate company. All rights reserved.  
[Declaración de privacidad](#) [Declaración de seguridad](#) [Condiciones de uso](#)

## Step 2: Create an account on SAP Business Network (cont.)

Fill in the missing information and review the information you have already completed. In Administrator Account Information, choose a username to access the platform. We recommend that you select Use my email address as my username. If you prefer to choose another username, remember that it must be in email format.

Create an account to connect and collaborate with IBERDROLA GROUP on SAP Business Network

**Información de empresa**

Número DUNS \*

¿No sabe cuál es su número DUNS?

Nombre (legal) de la empresa \*

Persona Jurídica 0810

País/Región \*

España [ESP]

Línea de dirección 1 \*

PASEO DE LA CASTELLANA 38

Línea de dirección 2

Código postal \*

28001

Ciudad \*

MADRID

Estado o región \*

Comunidad de Madrid [ES-M]

**Información de la cuenta del administrador**

Nombre \*

Apellidos \*

Correo electrónico \*

☒ Usar mi correo electrónico como nombre del usuario

Contraseña \*

Repetir contraseña \*

☐ He leído y estoy de acuerdo con las [Terms of Use](#).

☐ Acepto que SAP Business Network haga accesible parte de mis datos personales (tal y como se definen en la [Privacy Statement](#)) a otros usuarios y al público en general según mi función dentro de SAP Business Network y de la configuración de visibilidad del perfil aplicable.

Lea la [Privacy Statement](#) para obtener más información sobre cómo procesar datos personales.

☐ No soy un robot

reCAPTCHA

Crear cuenta

Create your password, accept the Terms of Use and Privacy Statement, and confirm the captcha

Finally, click on Create account



Fields marked with an asterisk are required

## Step 2: Create an account on SAP Business Network (cont.)

You will receive an email with the subject line: Action required: Confirm your email address.

**Please confirm your email address**

Check your email at [redacted] and follow the steps in the email to confirm your email address in the next **72 hours**.

> If you did not receive the email:

**SAP Business Network**

Confirm your email

Hello,

Thank you for joining SAP Business Network. To finish signing up, you just need to confirm that we have the correct email.

**Confirm email**

**Link expires:** Saturday, Oct 11, 2025, 10:36 AM PDT

If the link expired, login to [supplier.ariba.com](https://supplier.ariba.com) and click "Resend". You will then receive another confirmation email.

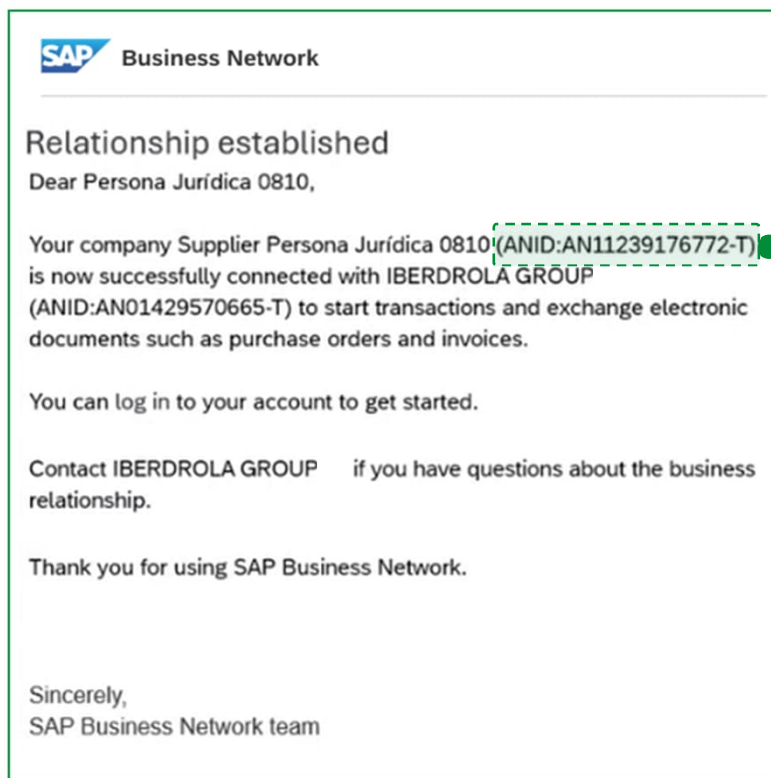
If you are unable to access the page, copy the link below and paste it into your web browser:  
<https://service.ariba.com/Authenticator.aw/ad/confirmEmail?key=gedbE2oFA3C80yduXxFRnVH-yehHYGJ6Lt&anp=Ariba&app=Supplier>

Sincerely,  
Equipo de SAP Business Network

Confirm your email address via this link. You will be redirected to SAP Business Network

## Step 2: Create an account on SAP Business Network (cont.)

You will receive another email with the ANID assigned to your account..



The ANID is your company's unique identifier in SAP Business Network and will be generated when the business relationship is created



You will not be able to access the Iberdrola Group network until you confirm the commercial relationship

## Step 2: Create an account on SAP Business Network (cont.)

After confirming your email address, you will need to fill in the Service and Product Category and Shipping or Service Locations details.

**Almost done! We just need a little bit more information.**

Please provide the information below and you will be discovered by more customers looking for companies like yours.

**Product and Service Categories**

Enter Product and Service Categories   or

**Ship-to or Service Locations**

Enter Ship-to or Service Location   or

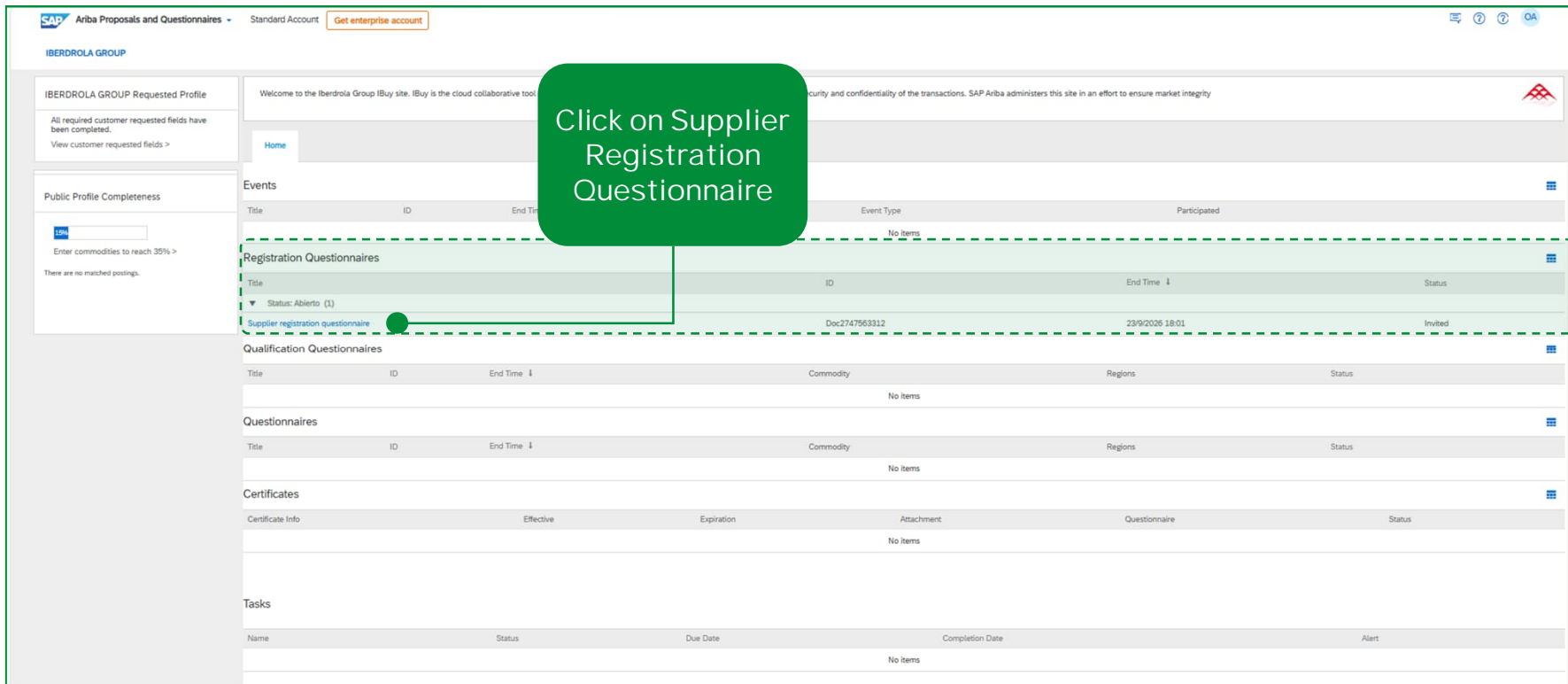
[Don't show this to me again](#)

Click "Send." If you want to set this up later, click "Remind me later."

Under Browse, search for the service and locations that apply to your company

### Step 3: Complete the registration form

In Ariba Proposals & Questionnaires, you must complete the registration process by filling out the Supplier Registration Questionnaire.



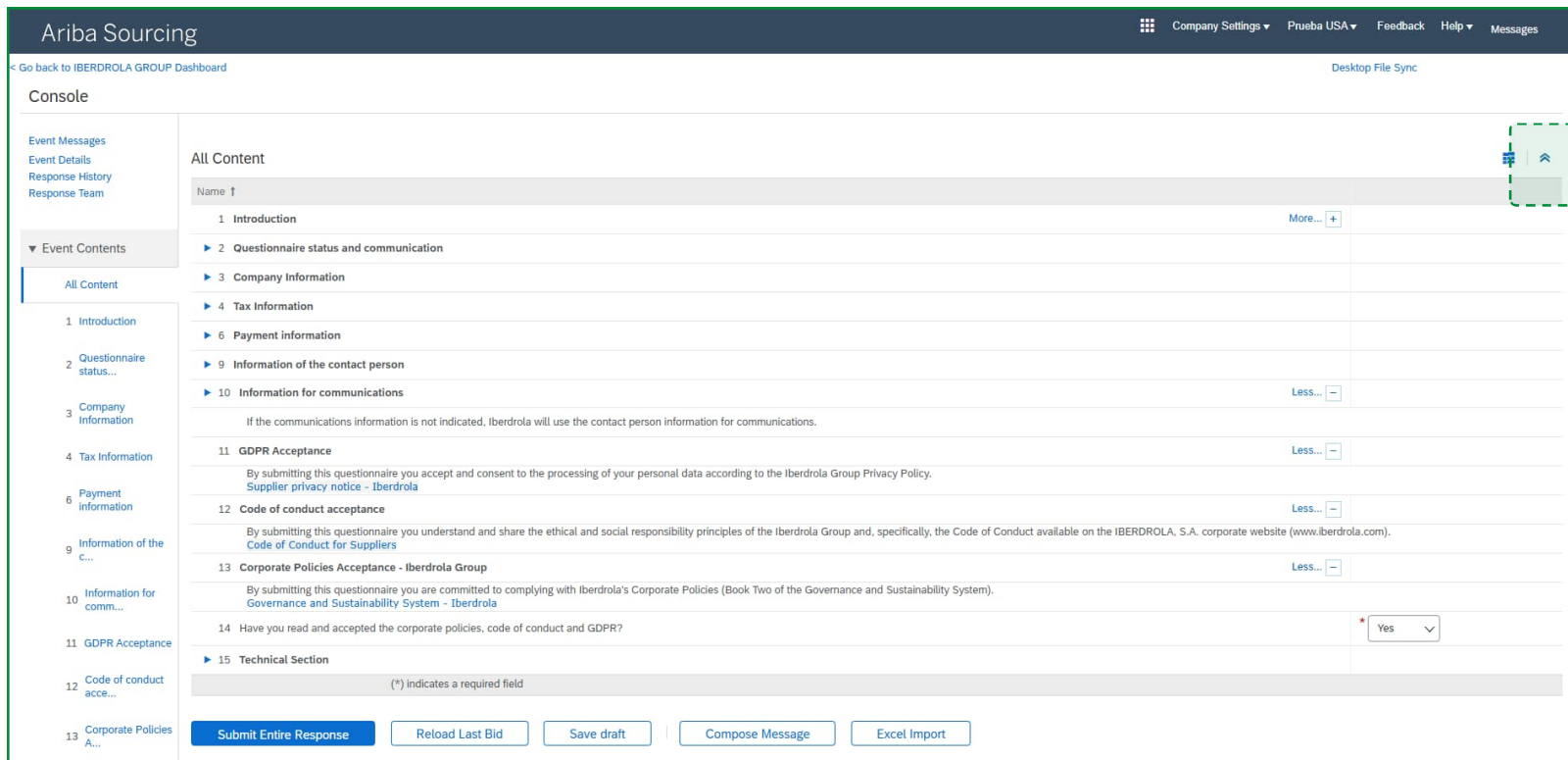
The screenshot shows the SAP Ariba Proposals and Questionnaires interface. A green callout box with the text "Click on Supplier Registration Questionnaire" points to the "Supplier registration questionnaire" link in the "Registration Questionnaires" section. The interface includes a sidebar with "IBERDROLA GROUP Requested Profile" and "Public Profile Completeness" (10%). The main content area displays several sections: "Events", "Registration Questionnaires", "Qualification Questionnaires", "Questionnaires", "Certificates", and "Tasks". The "Registration Questionnaires" section shows a table with columns: Title, ID, End Time, Status, and Invited. The table contains one entry: "Supplier registration questionnaire" with ID "Doc2747563312" and status "Invited".

Title	ID	End Time	Status	Invited
Supplier registration questionnaire	Doc2747563312	23/9/2026 18:01	Invited	



### Step 3: Complete the registration form (cont.)

The Supplier Registration Questionnaire includes several questions, some with sub-questions. Pay special attention to the fields marked with an asterisk (\*), as these are mandatory and if any field is left blank, you will not be able to submit the form.



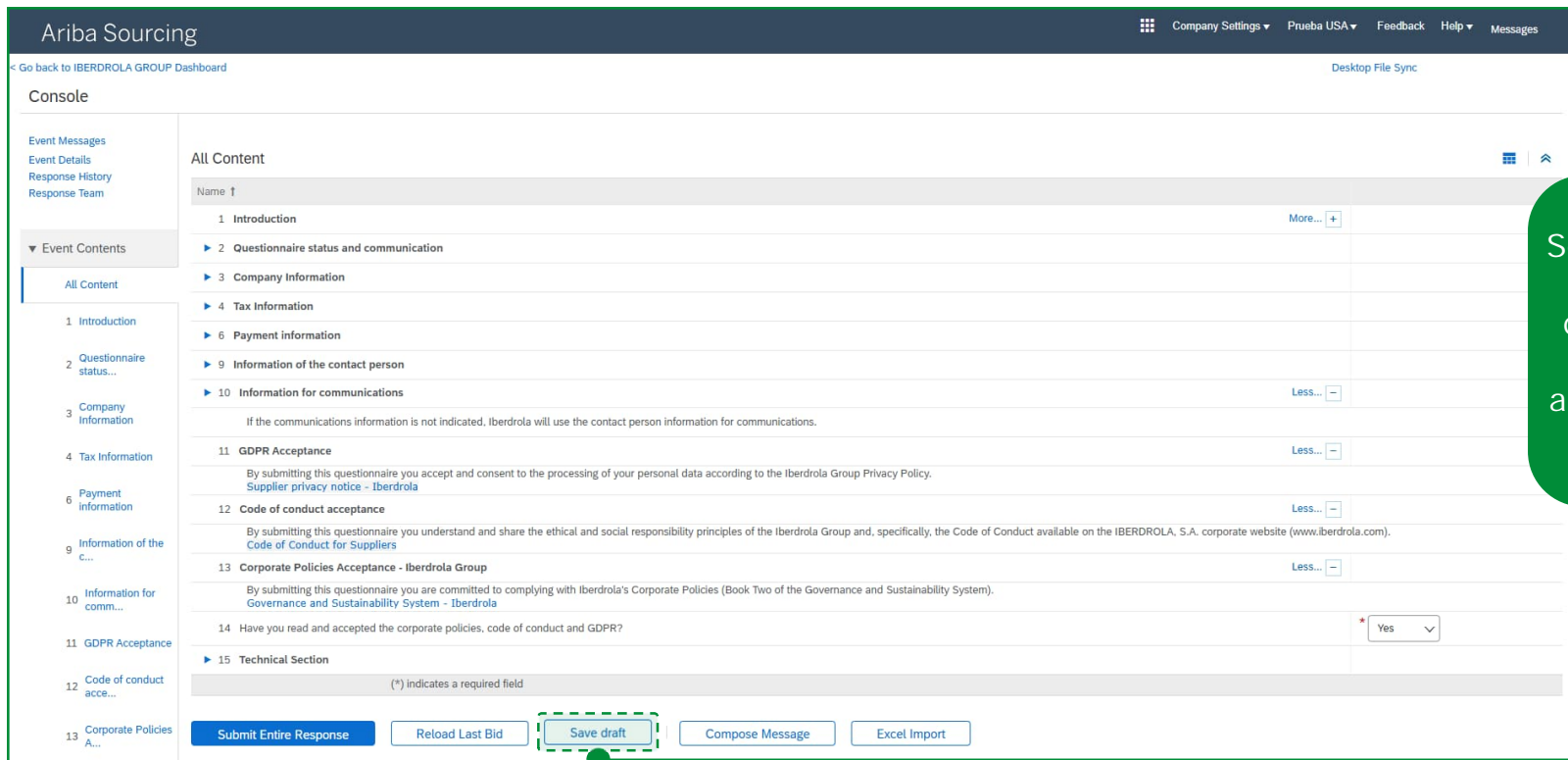
Expand the questionnaire window by clicking on the arrow



For more details on how to fill out the questionnaire, check the *Registration Questionnaire Manual*

### Step 3: Complete the registration form (cont.)

Fill in all the necessary information. At the end, you must accept the Privacy Policy, the Code of Conduct, and the Iberdrola Group's corporate policies.



The screenshot shows the Ariba Sourcing registration form. The form is titled "Ariba Sourcing" and has a navigation bar with links to "Company Settings", "Prueba USA", "Feedback", "Help", and "Messages". The main content area is titled "Console" and shows a list of sections to be completed. The sections are: 1 Introduction, 2 Questionnaire status and communication, 3 Company Information, 4 Tax Information, 6 Payment information, 9 Information of the contact person, 10 Information for communications, 11 GDPR Acceptance, 12 Code of conduct acceptance, 13 Corporate Policies Acceptance - Iberdrola Group, and 15 Technical Section. The "Save draft" button is highlighted with a dashed green box.

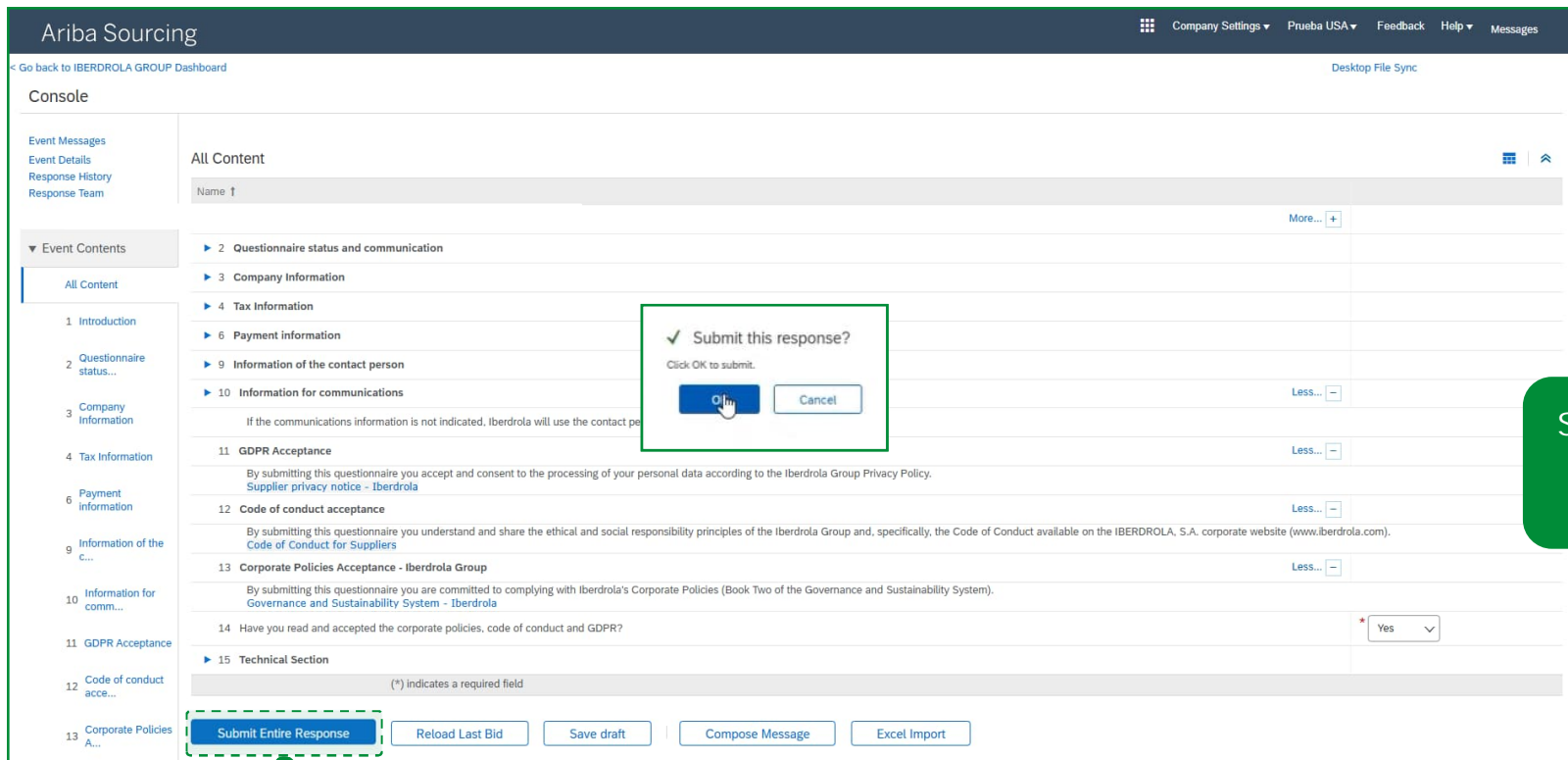
Select "Save draft" if you prefer to finish the questionnaire later. This will save your progress and allow you to continue at another time.



For more details on how to fill out the questionnaire, check out the *Registration Questionnaire Manual*

### Step 3: Complete the registration form (cont.)

Once you have all the information, submit the form. A message will appear on the screen confirming that it has been sent.

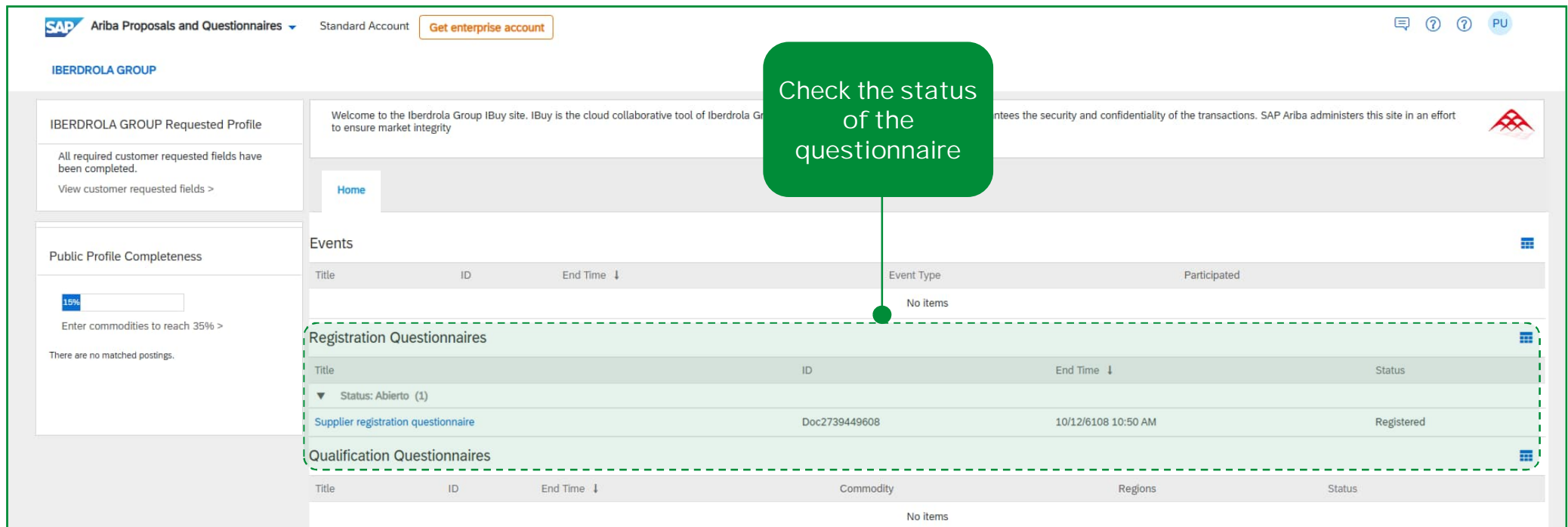


The screenshot shows the Ariba Sourcing interface. On the left is a sidebar with a 'Console' section containing 'Event Messages', 'Event Details', 'Response History', and 'Response Team'. Below this is 'Event Contents' with a list of sections: 1 Introduction, 2 Questionnaire status..., 3 Company Information, 4 Tax Information, 6 Payment information, 9 Information of the c..., 10 Information for comm..., 11 GDPR Acceptance, 12 Code of conduct acce..., and 13 Corporate Policies A... The main area displays 'All Content' with a table of sections. A modal dialog box is open in the center with the title 'Submit this response?' and the text 'Click OK to submit.' It has two buttons: 'OK' and 'Cancel'. At the bottom of the main area, there is a row of buttons: 'Submit Entire Response' (highlighted with a green dashed box), 'Reload Last Bid', 'Save draft', 'Compose Message', and 'Excel Import'.

Select "Send complete response" to send the questionnaire

## Step 4: Check the registration form status

Once you have submitted the Supplier Registration Questionnaire, you will receive an email confirming that it is pending review. The status in SAP Business Network will change to Registered.



The screenshot shows the SAP Ariba Proposals and Questionnaires interface. A green callout box points to the 'Registration Questionnaires' table, which contains one entry with the status 'Registered'.

**Check the status of the questionnaire**

Title	ID	End Time ↓	Status
Supplier registration questionnaire	Doc2739449608	10/12/6108 10:50 AM	Registered

## Step 4: Check the registration form status (cont.)

Once the questionnaire has been reviewed, you will receive another email informing you whether your registration has been approved or rejected.

If it has been approved, you will be able to do business with the Iberdrola Group on SAP Business Network.

If it has been rejected, you will need to review the reason and correct it by logging into SAP Business Network..

### Registration rejected

**De:** no\_reply\_proveedores@iberdrola.com <no\_reply\_proveedores@iberdrola.com>

**Enviado el:** jueves, 16 de octubre de 2025 12:33

**Para:**

**Asunto:** Supplier registration request with Iberdrola rejected

Hello, OAV PJ 0910:

Your registration as a supplier has been rejected.

Reason for rejection: *Error: Doc. E. NIF.pdf: El dato extraido 'cod\_postal' no coincide con el dato introducido..*

Please log back into your profile in SAP Business Network and correct the information indicated in the rejection reason.

Click here to access [SAP Business Network](#).

Best regard,

Iberdrola Group

### Registration approved

**De:** no\_reply\_proveedores@iberdrola.com <no\_reply\_proveedores@iberdrola.com>

**Enviado el:** lunes, 27 de octubre de 2025 13:46

**Para:**

**Asunto:** Supplier registration request with Iberdrola accepted

Hello, Light Ariba Brasil v2:

Congratulations! Your registration as a supplier has been approved.

You can now access your profile in SAP Business Network. If you ever need to update your information, the registration questionnaire will remain available for you to modify as needed.

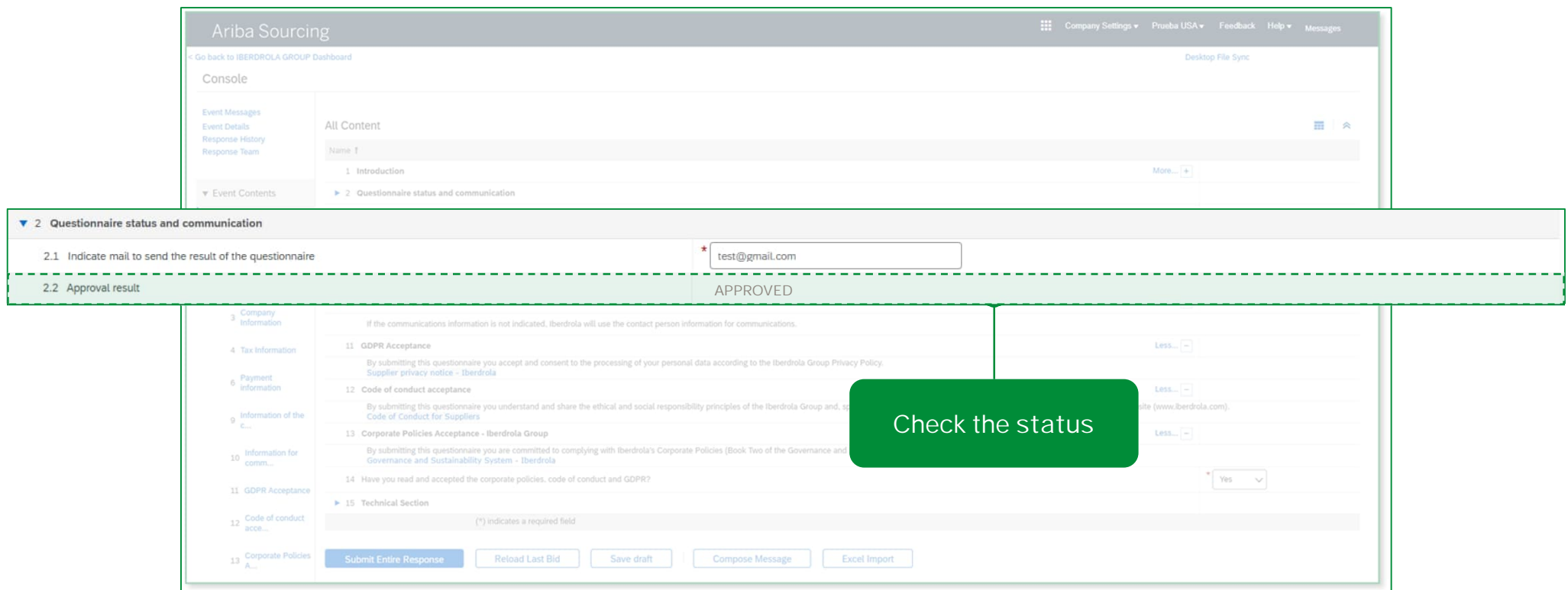
Click here to access [SAP Business Network](#).

Best regards,

Iberdrola Group

## Step 4: Check the registration form status (cont.)

The status of the Supplier Registration Questionnaire will also change in your account. You can check it from the same tab.



**Ariba Sourcing**

Company Settings | Prueba USA | Feedback | Help | Messages

< Go back to IBERDROLA GROUP Dashboard

Desktop File Sync

**Console**

Event Messages  
Event Details  
Response History  
Response Team

**All Content**

Name 1

1. Introduction

More...

2. Questionnaire status and communication

**2 Questionnaire status and communication**

2.1 Indicate mail to send the result of the questionnaire

test@gmail.com

2.2 Approval result

APPROVED

3 Company Information

4 Tax Information

6 Payment Information

9 Information of the C...

10 Information for comm...

11 GDPR Acceptance

12 Code of conduct acce...

13 Corporate Policies A...

14 Have you read and accepted the corporate policies, code of conduct and GDPR?

15 Technical Section

(\*) indicates a required field

Submit Entire Response | Reload Last Bid | Save draft | Compose Message | Excel Import

Check the status

## Step 4: Check the registration form status (cont.)

Depending on your supplier type, you may need to complete additional questionnaires. These will be sent by Iberdrola Group, and you can review them on this same screen.

**SAP Ariba Proposals and Questionnaires** Standard Account [Get enterprise account](#)

**IBERDROLA GROUP**

Welcome to the Iberdrola Group IBuy site. IBuy is the cloud collaborative tool of Iberdrola Group for sourcing processes that at all times guarantees the security and confidentiality of the transactions. SAP Ariba administers this site in an effort to ensure market integrity.

[Home](#)

**IBERDROLA GROUP Requested Profile**

All required customer requested fields have been completed.  
View customer requested fields >

**Public Profile Completeness**

119%  
Enter commodities to reach 35% >

There are no matched postings.

**Events**

Title	ID	End Time ↓	Event Type	Participated
No items				

**Registration Questionnaires**

Title	ID	End Time ↓	Status
▼ Status: Abierto (1)			
Supplier registration questionnaire	Doc2739311337	10/12/6108 11:06 AM	Registered

**Qualification Questionnaires**

Title	ID	End Time ↓	Commodity	Regions	Status
No items					

**Questionnaires**

Title	ID	End Time ↓	Commodity	Regions	Status
▼ Status: Abierto (4)					
Complete Form - Individual	Doc2805179036	12/13/2025 9:03 AM	(no value)	(no value)	Not Responded
Complete Form - Company	Doc2805179020	11/28/2025 9:03 AM	(no value)	(no value)	Not Responded
Certificados de Hacienda por Sociedad	Doc2805179068	11/13/2025 9:03 AM	(no value)	(no value)	Not Responded
Certificado Residencia por pais	Doc2805179052	11/13/2025 9:03 AM	(no value)	(no value)	Not Responded



# 4. Check for an existent SAP Business Network account



## Step 1: Receiving the invitation

You will receive an email from SAP Business Network on behalf of the Iberdrola Group. In this email, the recipient of this letter is invited to be a supplier of the Iberdrola Group in SAP Business Network. Read the email carefully and click [Click here](#) to continue the process.

**IBERDROLA GROUP**

---

Dear TEST USA OAV 0711,

Iberdrola Group uses **SAP Business Network** as its single platform for supplier engagement. This platform manages all collaboration processes, including tenders, information exchange, order inquiries, invoices, payments, and supplier data updates. This platform enables more agile, transparent, and secure operations, streamlining the comprehensive management of our supplier relationships.

→ Before you begin: Are you the correct contact person?

If you are the appropriate person to manage your company's registration, please proceed with this email.

If not, please send an email to:

- [cas\\_admon@iberdrola.es](mailto:cas_admon@iberdrola.es) for Iberdrola, Iberdrola México and Iberdrola Energía Internacional
- [Supplieraccounts@scottishpower.com](mailto:Supplieraccounts@scottishpower.com) for Scottish Power
- [SupplierAssistance@avangrid.com](mailto:SupplierAssistance@avangrid.com) for Avangrid

With the subject "Change of Contact Person – SAP Business Network".

In the body of the email, include:

- Company name
- Tax Identification Number (TIN)
- Full name and email address of the correct contact person

With this information, we will update the records and send a new invitation to the appropriate person.

→ What do you need to know?

- Registering your company in SAP Business Network is **free of charge**.
- SAP Business Network serves Iberdrola Group as well as other clients.
- If your company is already registered for other clients, **there is no need to create a new account**. Simply **log in** from this email using your existing account, and it will automatically be linked to Iberdrola.

→ Registration in SAP Business Network – What do you need to do?

- In order to operate with Iberdrola on SAP Business Network, your company must be registered on the platform.
- If you **already have an account**, you can continue using it.
- If you **do not have an account**, you will need to create one.

<< To register on SAP Business Network or log in with your existing account: [Click Here](#) >>

During registration, you will need to create a username and password to access SAP Business Network. If you encounter any issues during this process, [click here](#) to access the SAP Help Desk.

Once your account has been created or associated, you must **complete the process** by filling out a registration questionnaire with all the necessary information to collaborate with you as a supplier.

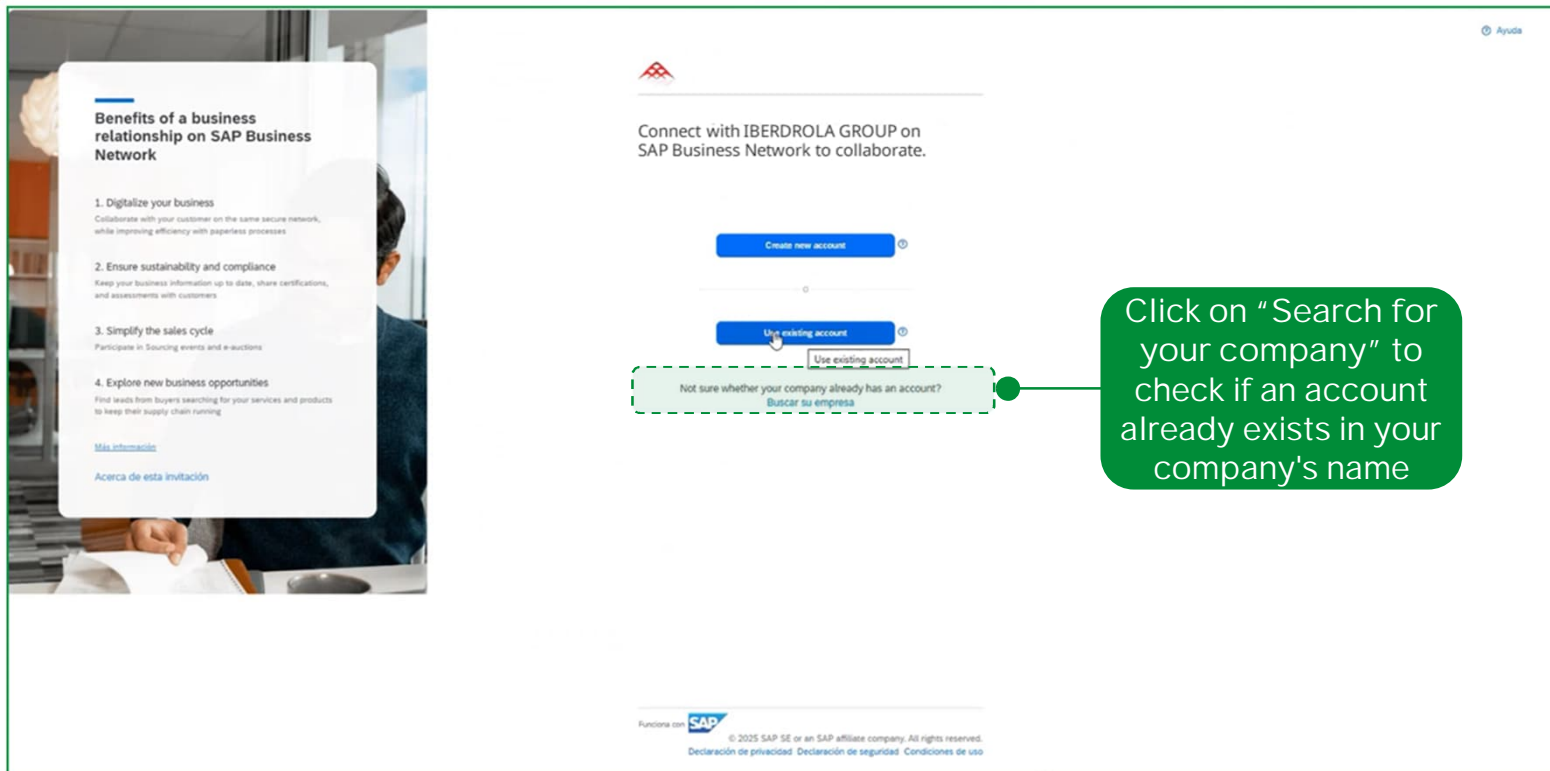
After submitting it, you will receive a confirmation email indicating that your request is under review and evaluation.

You will then be informed whether your registration has been **accepted or rejected**, along with the next steps in each case.

Access SAP  
Business  
Network via this  
link

## Step 2: Check for an existent account

Before you begin registration, check whether you already have an account with SAP Business Network. This step ensures that your connection with the Iberdrola Group is established correctly..



The screenshot shows the SAP Business Network registration interface. On the left, there is a sidebar titled "Benefits of a business relationship on SAP Business Network" with four points: 1. Digitalize your business, 2. Ensure sustainability and compliance, 3. Simplify the sales cycle, and 4. Explore new business opportunities. The main content area has the heading "Connect with IBERDROLA GROUP on SAP Business Network to collaborate." and two primary buttons: "Create new account" and "Use existing account". Below these, there is a link "Not sure whether your company already has an account? Buscar su empresa". A green callout box with a pointer indicates that the user should click on "Search for your company" to check if an account already exists in their company's name. The footer includes the SAP logo and copyright information: "© 2025 SAP SE or an SAP affiliate company. All rights reserved. Declaración de privacidad Declaración de seguridad Condiciones de uso".

Thank  
you

December 2025

