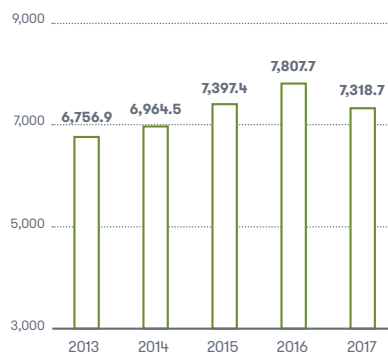


1.2 Company Performance

Revenues (€M)



EBITDA (€M)



Net Profit (€M)



Installed capacity (MW)⁽¹⁾



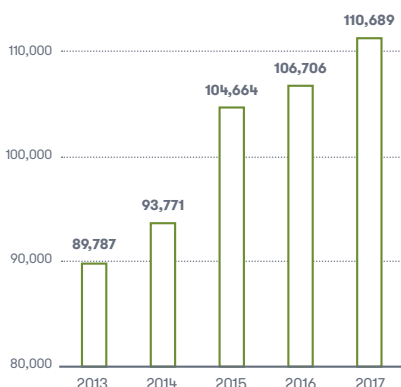
Net output (GWh)⁽¹⁾



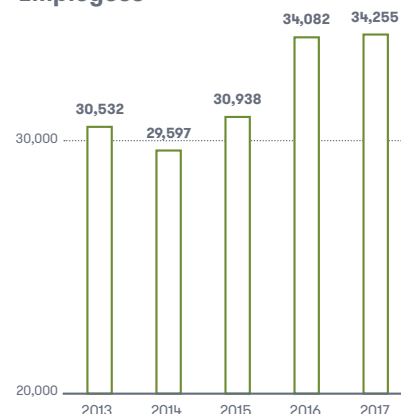
Energy distributed (GWh)⁽²⁾



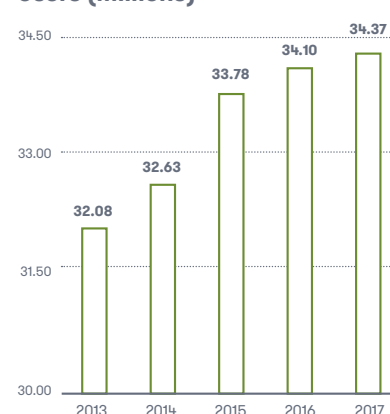
Assets (€M)



Employees⁽¹⁾



Users (millions)⁽²⁾



(1) Also takes into account 100% of Neoenergia in 2016 in order to improve the comparability of the data.

(2) Takes into account 100% of Neoenergia during all periods reported.